





OIV 079 : Feuille adulte : Degré d'ouverture / chevauchement du sinus pétiolaire



1
très ouvert

3
ouvert

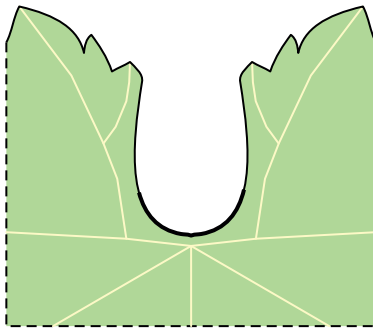

5
fermé

7
chevauchant

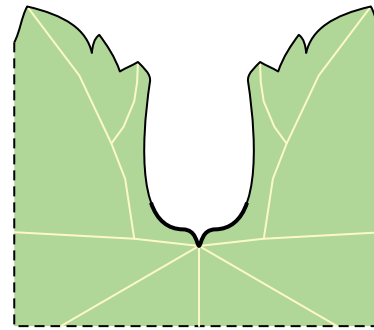
9
très chevauchant



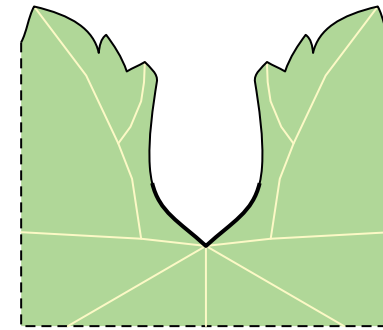
OIV 080 : Feuille adulte : Forme de la base du sinus pétiolaire



1
en U



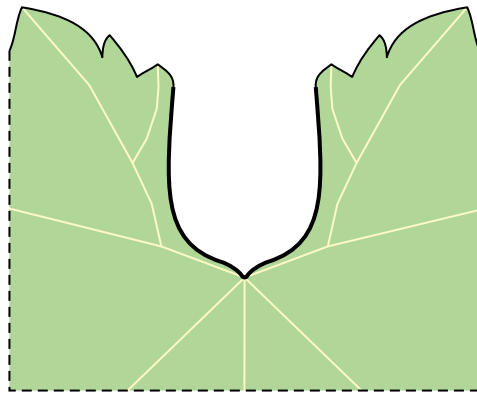

2
en accolade



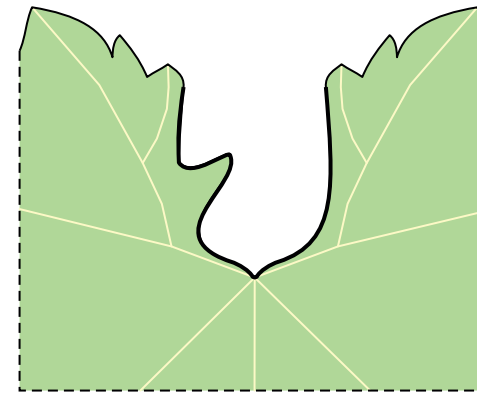
3
en V



OIV 081-1 : Feuille adulte : Dents dans le sinus pétiolaire





1
absents




9
présents




OIV 081-2 : Feuille adulte : Base du sinus pétiolaire limité par la nervure



1
non limité



2
sur un côté



3
sur les deux côtés